

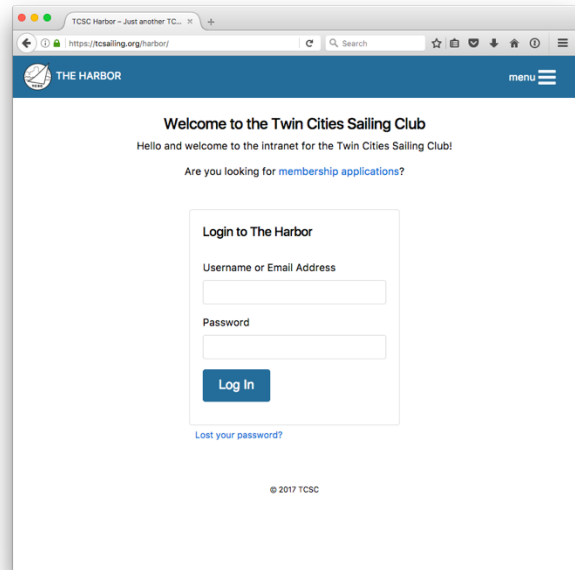
TCSailing.org “The Harbor” – password reset process

Last updated: Feb 27, 2017

Step 1 - Home Page for “The Harbor”

URL: <https://tcsailing.org/harbor/>

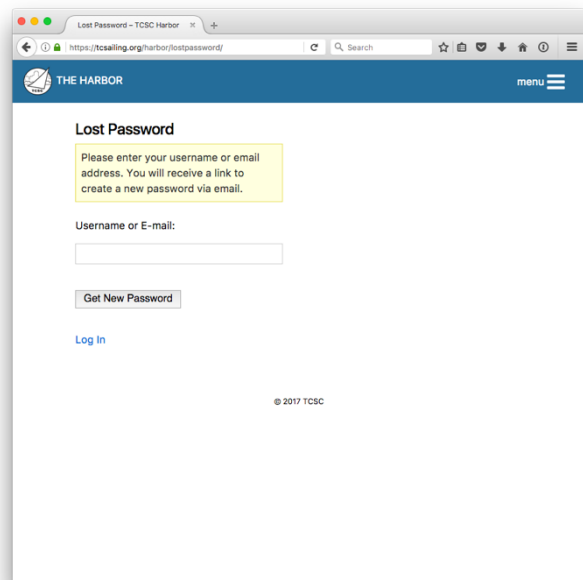
Action: click the “Lost your password” link.



Step 2: Lost Your Password Form

URL: <https://tcsailing.org/harbor/lostpassword/>

Action: fill out the form, and check your email.

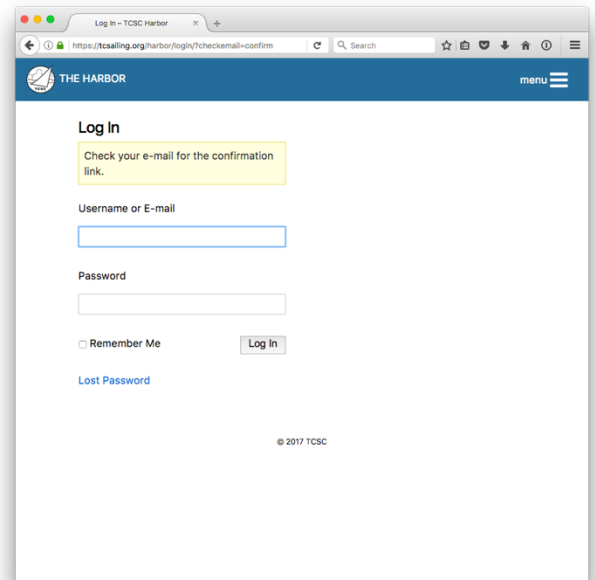


Step 3: Instructions appear to check your email

URL:

<https://tcsailing.org/harbor/login?checkemail=confirm>

Action: check your email

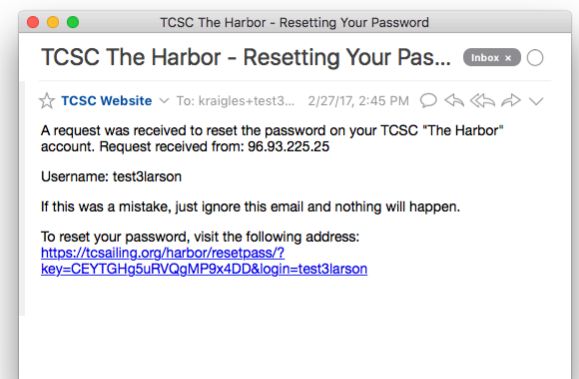


Step 4: Email with Password Reset Link

Action: check your email, and click the reset link in the email

No email? Check your spam folder, too.

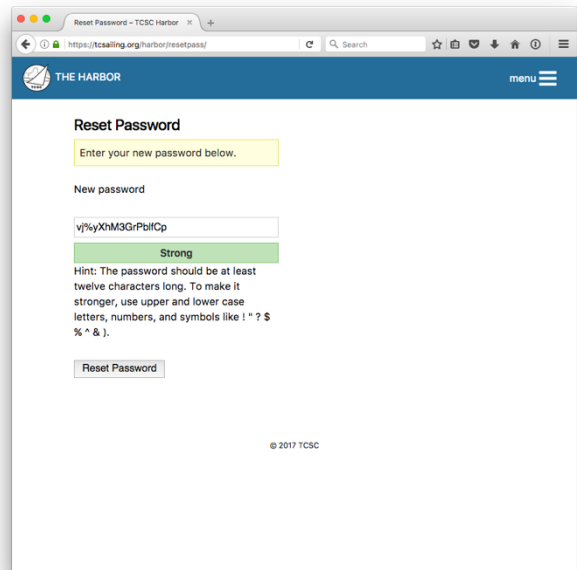
NOTE: sometimes, clicking the link will not capture the entire URL (depending on your email program). If that happens, you must copy and paste the full link from your email into your web browser.



Step 5: Reset Your Password

URL: <https://tcsailing.org/harbor/resetpass/>

Action: accept the auto-generated email, or set your own password.

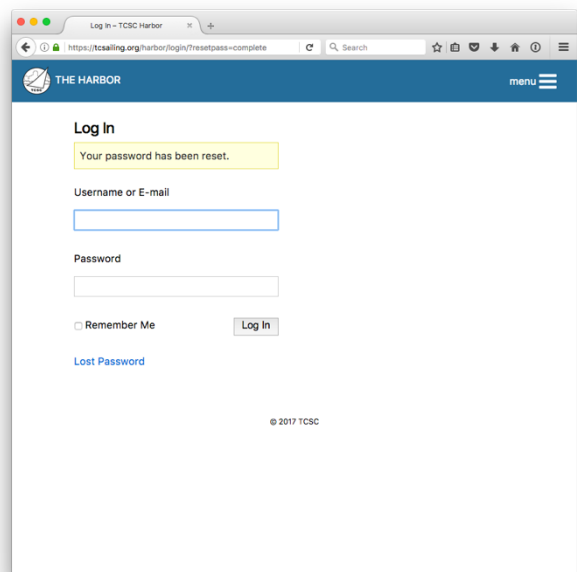


The screenshot shows a web browser window with the URL <https://tcsailing.org/harbor/resetpass/>. The page header includes the logo for 'THE HARBOR' and a 'menu' icon. The main heading is 'Reset Password'. Below it, a yellow box contains the instruction 'Enter your new password below.'. A text input field contains the auto-generated password 'v]9yXhM3GrPblCp'. A green box below the input field indicates the password strength as 'Strong'. A hint below reads: 'Hint: The password should be at least twelve characters long. To make it stronger, use upper and lower case letters, numbers, and symbols like ! * ? \$ % ^ & .'. A 'Reset Password' button is located below the hint. The footer of the page shows '© 2017 TCSC'.

Step 6: Login with Your New Password

URL: <https://tcsailing.org/harbor/login/>

Action: use your email address and new password to log in.



The screenshot shows a web browser window with the URL <https://tcsailing.org/harbor/login/resetpass-complete>. The page header includes the logo for 'THE HARBOR' and a 'menu' icon. The main heading is 'Log In'. A yellow box at the top contains the message 'Your password has been reset.'. Below this, there are two input fields: 'Username or E-mail' and 'Password'. A 'Remember Me' checkbox is located below the password field. A 'Log In' button is positioned to the right of the password field. A link for 'Lost Password' is located below the 'Log In' button. The footer of the page shows '© 2017 TCSC'.

Questions?

Please contact tech@tcsailing.com